Squeeze Connectors

For Flex • AC • MC cable.
Zinc die-cast.

L42

L421-L426

L427-L4210

CATALOG NUMBER	UPC/DCI/NAED MFG #01 8997	TRADE SIZE	KO SIZE	UNIT PKG	STD PKG	DIM A	DIM B	DIM C	CABLE RANGE	END STOP DIAMETER
L42	34200	3/8	1/2	50	500	.937	.460	1.155	.530-.620	.400
L420*	34021	3/8	1/2	50	500	1.032	.460	1.155	.530-.620	.400 x .580
L421	34210	1/2	1/2	25	250	1.439	.420	1.420	.850-.910	.620
L422	34220	3/4	3/4	25	250	1.555	.440	1.570	1.100-1.135	.820
L423	34230	1	1	10	100	1.770	.560	1.860	1.255-1.375	.940
L424	34240	1-1/4	1-1/4	5	50	1.910	.630	2.240	1.550-1.610	1 .240
L425	34250	1-1/2	1-1/2	5	50	2.125	.610	2.640	1.810-1.895	1 .460
L426	34260	2	2	5	30	2.550	.690	3.155	2.260-2.485	1 .935
L427	34270	2-1/2	2-1/2	5	5	2.890	.890	3.810	2.770-2.950	2.440
L428	34280	3	3	1	6	3.870	.985	4.320	3.170-3.560	2.980
L429	34290	3-1/2	3-1/2	1	6	4.265	1.000	4.860	3.630-4.155	3.478
L4210	34211	4	4	1	6	4.560	1.000	5.415	4.030-4.635	3.977

*L420 not listed for flexible metal conduit.

Refer to chart at end of Section E for a list of cable types.

E60812 LR49636

L420 L42

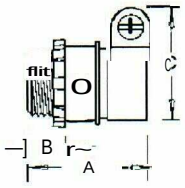

Sizes 3/8" - 2" are manufactured as shown above.

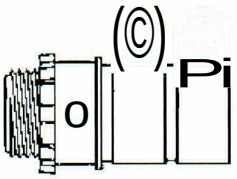

Sizes 2-1/2" - 4" are manufactured as shown above.

Squeeze Connectors with Insulated Throat

For Flex • AC • MC Cable.
Zinc die-cast.



CATALOG NUMBER	UPC/DCI/NAED MFG #01 8997	TRADE SIZE	KO SIZE	UNIT PKG	STD PKG	DIM A	DIM B	DIM C	CABLE RANGE	END STOP DIAMETER
L421A	34212	1/2	1/2	25	250	1.500	.451	1.420	.850-.910	.620
L422A	34213	3/4	3/4	25	250	1.586	.471	1.570	1.100-1.135	.820
L423A	34214	1	1	10	100	1.800	.591	1.860	1.255-1.375	.940
L424A	34215	1-1/4	1-1/4	5	50	1.972	.692	2.240	1.550-1.610	1.240
L425A	34216	1-1/2	1-1/2	5	50	2.187	.672	2.640	1.810-1.895	1.460
L426A	34217	2	2	5	30	2.612	.752	3.155	2.260-2.485	1.935
L427A	34270	2-1/2	2-1/2	5	5	2.983	.983	3.810	2.770-2.950	2.440
L428A	34280	3	3	1	6	3.963	1.078	4.320	3.170-3.560	2.980
L429A	34290	3-1/2	3-1/2	1	6	4.358	1093	4.860	3.630-4.155	3.478
L4210A	34211	4	4	1	6	4.653	1.093	5.415	4.030-4.635	3.977

Refer to chart at end of Section E for a list of cable types.

E60812 LR49636

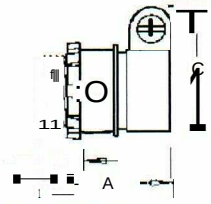

Sizes 3/8" - 2" are manufactured as shown above.

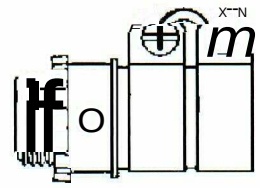

Sizes 2-1/2" - 4" are manufactured as shown above.

www.aifittings.com • E-mail: sales@aifittings.com
800/233-4717 • FAX 570/562-0646

							Flexible Metal Conduit (FMC)				Armored Cable (AC)		Metal Clad Cable (MC)			
Style	Part Number ST = SNAP-TITE®	K.O. Size	Outer Armor Diameter Flex MC/AC	Throat Diameter	Number of Cables	Insulated Throat	Steel	Aluminum	Reduced Wall Steel	Reduced Wall Aluminum	Steel	Aluminum	Steel	Aluminum Corrugated	Aluminum Continuous Corrugated	Aluminum Rectangular Continuous Corrugated
Squeeze Connectors (Continued)	L428A	3	3.170 - 3.560	2.980	1	•	•	•	•	•						
	L429	3-1/2	3.630 - 4.155	3.478	1		•	•	•	•						
	L429A	3-1/2	3.630 - 4.155	3.478	1	•	•	•	•	•						
	L4210	4	4.030 - 4.635	3.977	1		•	•	•	•						
	L4210A	4	4.030 - 4.635	3.977	1	•	•	•	•	•						
Clamp Type Two Cable Connectors	846	1/2	.150 - .612	.630	2		•	•	•	•	•	•	•	•	•	
	846ST	1/2	.150 - .612	.630	2		•	•	•	•	•	•	•	•	•	
	846AST	1/2	.150 - .612	.560	2	•	•	•	•	•	•	•	•	•	•	
	846SS	1/2	.210 - .612	.630	2		•	•	•	•	•	•	•	•	•	
	846SSST	1/2	.210 - .612	.630	2		•	•	•	•	•	•	•	•	•	
	84690	1/2	.512 - .612	.630	2		•	•	•	•	•	•	•	•	•	
	84690ST	1/2	.512 - .612	.630	2		•	•	•	•	•	•	•	•	•	
Set Screw Connectors	L48	1/2	.625 - .915	.630	1		•		•		•		•			
	L49	3/4	.820 - .910	.845	1		•		•		•		•			
	847	1/2	.512 - .612	.630	2		•		•		•		•			
	847A	1/2	.512 - .612	.400	2		•		•		•		•			
SADDLEGRIP® Duplex Connectors	SG3838	1/2	.445 - .612	.630	2		•	•	•	•	•	•	•	•	•	
	SG3838A	1/2	.445 - .612	.620	2	•	•	•	•	•	•	•	•	•	•	
	SG3838ST	1/2	.445 - .612	.620	2		•	•	•	•	•	•	•	•	•	
	SG3838AST	1/2	.445 - .612	.620	2	•	•	•	•	•	•	•	•	•	•	
Two Screw Clamp Type Connectors	4200	1/4	.225 - .612	.380	1		•	•	•	•	•	•	•	•	•	•
	4201	1/2	.630 - .810	.615	1		•	•	•	•	•	•	•	•	•	
	4202	3/4	.830 - .1.090	.820	1		•	•	•	•	•	•	•	•	•	
	4203	1	1.000 - 1.365	.985	1		•	•	•	•	•	•	•	•	•	
	4204	1-1/4	1.385 - 1.640	1.365	1		•	•	•	•	•	•	•	•	•	
	4501	1/2	.445 - .612	.620	1		•	•	•	•	•	•	•	•	•	
	4501ST	1/2	.445 - .612	.620	1		•	•	•	•	•	•	•	•	•	
	4502	1/2	.620 - .895	.635	1		•	•	•	•	•	•	•	•	•	
	4502ST	1/2	.620 - .895	.635	1		•	•	•	•	•	•	•	•	•	
	840	1/2	.225 - .612	.400 x .580	1		•	•	•	•	•	•	•	•	•	•
	840ST	1/2	.225 - .612	.400 x .580	1		•	•	•	•	•	•	•	•	•	•
	8400	1/2	.225 - .612	.400	1		•	•	•	•	•	•	•	•	•	•
	8400ST	1/2	.225 - .612	.375	1		•	•	•	•	•	•	•	•	•	•
	8401	1/2	.225 - .612	.375	1		•	•	•	•	•	•	•	•	•	•
	8402	3/4	.525 - .780	.620	1		•	•	•	•	•	•	•	•	•	
	8403	1	.860 - .1.070	.840	1								•	•	•	
	8404	1-1/4	1.050 - 1.345	1.030	1								•	•	•	
	8405	1-1/2	1.410 - 1.633	1.390	1								•	•	•	
	8407	2	1.640 - 2.040	1.610	1								•	•	•	
	8408	2-1/2	1.950 - 2.480	1.924	1								•	•	•	
	8409	3	2.420 - 3.070	2.390	1								•	•	•	
	8410	3-1/2	2.860 - 3.600	2.830	1								•	•	•	