



OB/SB-2

Two Gang Weatherproof Outlet Boxes and Extensions


Die Cast Metal. Closure plugs, ground screw and mounting lugs included.




WSK250
WSK275




WSL250
WSL275




WSM250
WSM275
WSM210




WSP250
WSP275




WSR250
WSR275




WST250
WST275




WSX250
WSX275
WSX210



WDK250
WDK275
WDK210



WDP250
WDP275
WDP210



WE2
Gasket Included

OB/SB

Catalog Number	Depth	Wiring Capacity (Cu. In.)	Hub Size	No. of Hubs	Packaging	Wt Per 100 (lbs)	Case Qty
WSK250	2"	30.5	1/2"	7	Shrink Wrapped	108	12
WSK275	2"	30.5	3/4"	7	Shrink Wrapped	108	12
WSL250*	2"	30.5	1/2"	4	Shrink Wrapped	108	12
WSL275*	2"	30.5	3/4"	4	Shrink Wrapped	108	12
WSM250*	2"	30.5	1/2"	3	Shrink Wrapped	108	12
WSM275*	2"	30.5	3/4"	3	Shrink Wrapped	108	12
WSM210*	2"	30.5	1"	3	Shrink Wrapped	108	12
WSP250*	2"	30.5	1/2"	5	Shrink Wrapped	108	12
WSP275*	2"	30.5	3/4"	5	Shrink Wrapped	108	12
WSR250	2"	30.5	1/2"	6	Shrink Wrapped	108	12
WSR275	2"	30.5	3/4"	6	Shrink Wrapped	108	12
WST250	2"	30.5	1/2"	7	Shrink Wrapped	108	12
WST275	2"	30.5	3/4"	7	Shrink Wrapped	108	12
WSX250	2"	30.5	1/2"	5	Shrink Wrapped	108	12
WSX275	2"	30.5	3/4"	5	Shrink Wrapped	108	12
WSX210	2"	30.5	1"	5	Shrink Wrapped	108	12
WDK250	2-5/8"	40.3	1/2"	7	Shrink Wrapped	117	6
WDK275	2-5/8"	40.3	3/4"	7	Shrink Wrapped	117	6
WDK210	2-5/8"	40.3	1"	7	Shrink Wrapped	117	6
WDP250	2-5/8"	40.3	1/2"	5	Shrink Wrapped	117	6
WDP275	2-5/8"	40.3	3/4"	5	Shrink Wrapped	117	6
WDP210	2-5/8"	40.3	1"	5	Shrink Wrapped	117	6
WE2*	1"	16.3	—	—	Shrink Wrapped	33	12

* Catalog number shown represents grey color. White (Suffix W) and Bronze (Suffix B) also available. Consult factory for lead time.

OB/SB-2

Weatherproof Boxes, Covers, Lampholders and Lighting Fixtures

Applications:

Use in branch circuit wiring for wet, damp, or dry locations

- May be used as a junction box or a device box for switches, receptacles, GFCI's, etc.
- Lampholders are for use in exterior and interior applications to provide safety and security for driveways, doorways, and walkways.
- Lighting Fixtures are for use in areas where moisture ingress is a concern such as construction sites, tunnels, bridges, subways.

Features and Benefits:

- Rugged continuous and seamless die cast construction prevents entry of dirt, dust and moisture.
- Powder coating is applied for uniform cosmetic coating and weatherproof durability.
- Mounting can be achieved with mounting lugs (provided) or by using the integral mounting knockouts.
- Smooth, accurately tapped hubs prevent wire abrasion.
- Clear UL marking and volumetric marking cast into each box and extension ring facilitate electrical inspection.
- Continuous box and cover compression ensure complete sealing at gasket interface to prevent moisture entry.
- Lockable covers and covers with integral devices are offered.
- Closure plugs (2), mounting lugs (2) and green ground screw provided with each box.
- Mounting hardware and gasket provided with each cover.
- Locking swivel knuckle on lampholders permits positive lamp positioning and accurate directional aiming.
- Lampholders are supplied with all hardware including locknuts, porcelain sockets and internal gaskets for reliability and weather protection.
- Photocells and lampholders are supplied with long leads (4" from the end of the knuckle) to facilitate wiring.
- Lighting fixtures are factory assembled and fully gasketed to ensure fast and easy installation.

- Complete installation instructions are provided with each item.
- In-Use covers include: patented inserts and comply with NEC® requirements.
- Most of the boxes, covers, and lampholders are individually shrink wrapped, labeled and bar coded for ease of handling and identification.
- Lighting fixtures are individually boxed, labeled, and bar coded for ease of handling and identification.
- Well-marked outer boxes combined with shrink wrapping facilitate merchandising.

Materials:

- Boxes, Extensions, Covers, Lamp-

Most of the boxes, covers, and lampholders are individually shrink wrapped, labeled and bar coded for ease of handling and identification.



Sturdy corrugated boxes with easy lift off top facilitate merchandising.



holders, Lighting Fixtures, and Closure plugs: Zinc Die Cast.

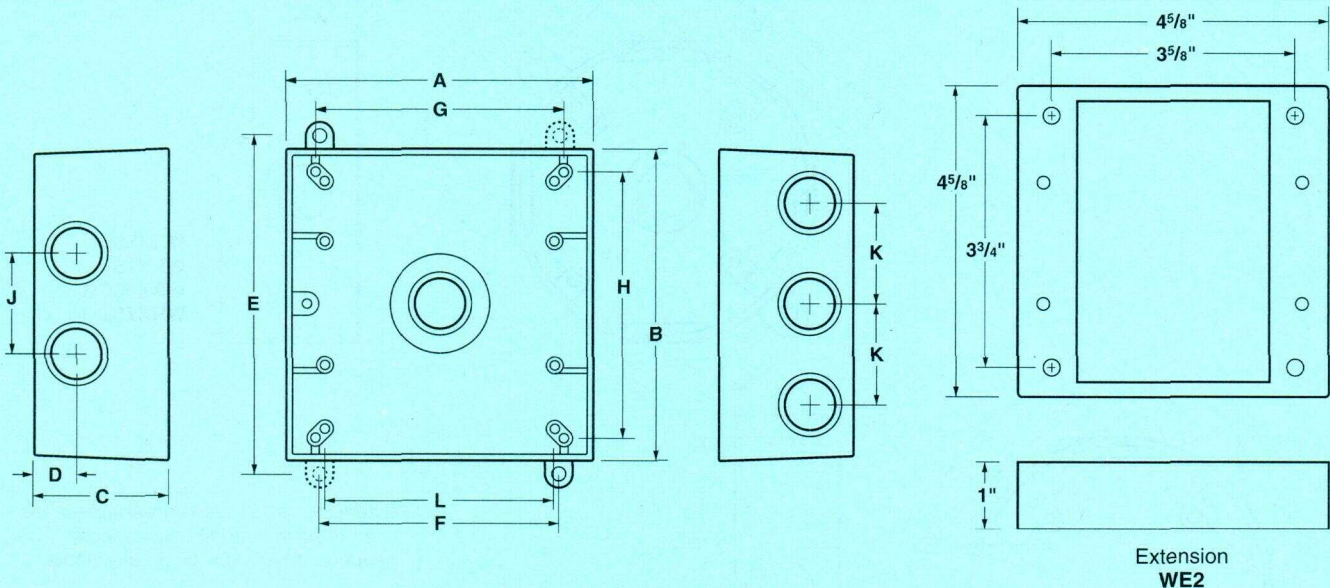
- In-Use covers: polycarbonate.
- Lugs: Stamped Aluminum (One and two gang boxes), Integrally cast (round boxes).
- Cover screws: Plated Steel.
- Gaskets: Closed cell foam (covers), Fiber (lampholders), Closed cell foam or Fiber (lighting fixtures).
- Glass: Annealed glass.
- Sockets: Porcelain (lampholders and lighting fixtures).

Compliances:

- UL and CUL Listed.

Dimensions: Two Gang Boxes and Extensions

Catalog Number	A	B	C	D	E	F	G	H	J	K	L
WSK250	4-9/16"	4-5/18"	2"	5/8"	5"	3-7/8"	3-11/16"	3-3/4"	-	-	3-1/4"
WSK275	4-9/16"	4-5/18"	2"	5/8"	5"	3-7/8"	3-11/16"	3-3/4"	-	-	3-1/4"
WSL250	4-9/16"	4-5/18"	2"	5/8"	5"	3-7/8"	3-11/16"	3-3/4"	1-1/2"	-	3-1/4"
WSL275	4-9/16"	4-5/18"	2"	5/8"	5"	3-7/8"	3-11/16"	3-3/4"	1-1/2"	-	3-1/4"
WSM250	4-9/16"	4-5/18"	2"	5/8"	5"	3-7/8"	3-11/16"	3-3/4"	-	-	3-1/4"
WSM275	4-9/16"	4-5/18"	2"	5/8"	5"	3-7/8"	3-11/16"	3-3/4"	-	-	3-1/4"
WSM210	4-9/16"	4-5/18"	2"	5/8"	5"	3-7/8"	3-11/16"	3-3/4"	-	-	3-1/4"
WSP250	4-9/16"	4-5/18"	2"	5/8"	5"	3-7/8"	3-11/16"	3-3/4"	1-1/2"	-	3-1/4"
WSP275	4-9/16"	4-5/18"	2"	5/8"	5"	3-7/8"	3-11/16"	3-3/4"	1-1/2"	-	3-1/4"
WSR250	4-9/16"	4-5/18"	2"	5/8"	5"	3-7/8"	3-11/16"	3-3/4"	1-1/2"	-	3-1/4"
WSR275	4-9/16"	4-5/18"	2"	5/8"	5"	3-7/8"	3-11/16"	3-3/4"	1-1/2"	-	3-1/4"
WST250	4-9/16"	4-5/18"	2"	5/8"	5"	3-7/8"	3-11/16"	3-3/4"	-	11/2"	3-1/4"
WST275	4-9/16"	4-5/18"	2"	5/8"	5"	3-7/8"	3-11/16"	3-3/4"	-	11/2"	3-1/4"
WSX250	4-9/16"	4-5/18"	2"	5/8"	5"	3-7/8"	3-11/16"	3-3/4"	-	-	3-1/4"
WSX275	4-9/16"	4-5/18"	2"	5/8"	5"	3-7/8"	3-11/16"	3-3/4"	-	-	3-1/4"
WSX210	4-9/16"	4-5/18"	2"	5/8"	5"	3-7/8"	3-11/16"	3-3/4"	-	-	3-1/4"
WDK250	4-9/16"	4-5/18"	2-5/8"	3/4"	5"	3-7/8"	3-11/16"	3-3/4"	1-1/2"	-	3-1/4"
WDK275	4-9/16"	4-5/18"	2-5/8"	3/4"	5"	3-7/8"	3-11/16"	3-3/4"	1-1/2"	-	3-1/4"
WDK210	4-9/16"	4-5/18"	2-5/8"	3/4"	5"	3-7/8"	3-11/16"	3-3/4"	1-1/2"	-	3-1/4"
WDP250	4-9/16"	4-5/18"	2-5/8"	3/4"	5"	3-7/8"	3-11/16"	3-3/4"	1-1/2"	-	3-1/4"
WDP275	4-9/16"	4-5/18"	2-5/8"	3/4"	5"	3-7/8"	3-11/16"	3-3/4"	1-1/2"	-	3-1/4"
WDP210	4-9/16"	4-5/18"	2-5/8"	3/4"	5"	3-7/8"	3-11/16"	3-3/4"	1-1/2"	-	3-1/4"



Extensions and Extension Adapters are used to provide additional capacity needed for NEC box fill requirements.

Adapters allow installer to add "take-offs" to new boxes and/or devices.